

H&G



The PermaPorch® Railing Collection

- Low Maintenance
- Pre-finished or can be painted
- Easy Installation
- As Versatile as Treated Lumber

- Available in Pre-Built Sections
- Deck Options Available
- 10/25 Year Limited Warranty
- Complete Kits Available
- Ready to Install

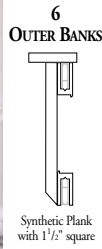
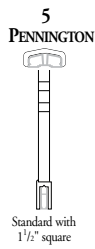
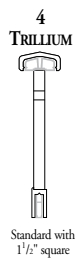
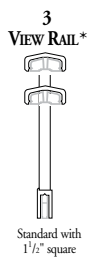
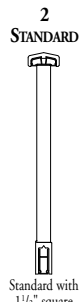
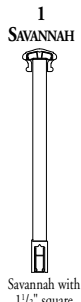


12" Round PermaCast® Column with Savannah PermaPorch® Railing

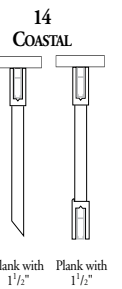
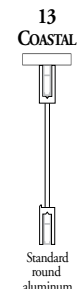

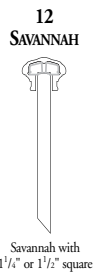
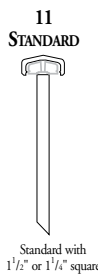
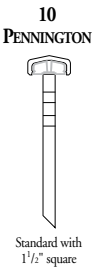
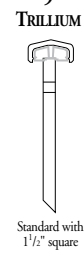
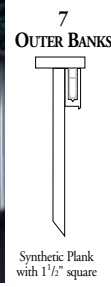
The PermaPorch® Railing system is a beautiful way to tie your whole porch look together. It is made up of several different components, allowing you the ability to create the designs that match your way of life. Easy to install, this

worry free railing system will be a beautiful, low maintenance addition to your porch or deck for generations to come. Be sure to use the coastal newel in areas where coastal effect corrosion is a concern.

Porch Railing



Deck Railing



All rail sections suitable with columns (as shown) or PermaPost®
* Top Rail Section must be installed on site.

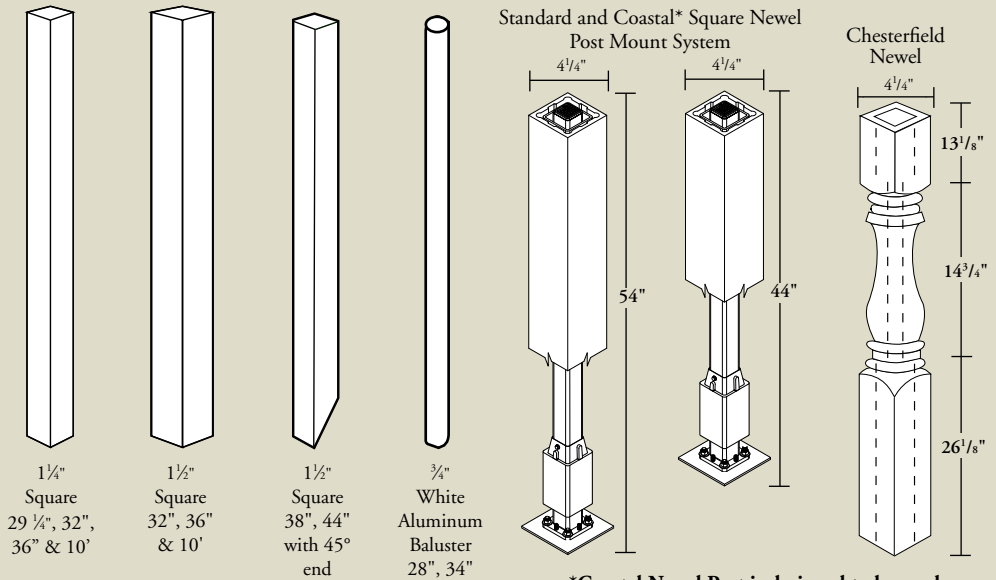
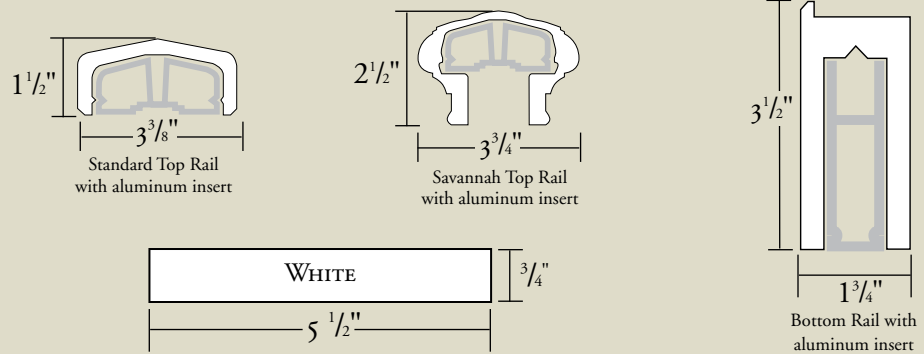
Pre-Built PermaPorch® Railing

Pre-Built PermaPorch® Railing is available in a variety of styles to match your porch and deck design. The top and bottom rails are made of pre-finished weather resistant cellular PVC with aluminum inserts.

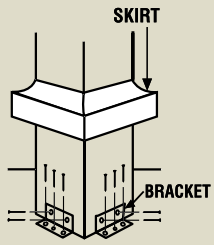
• HB&G recommends checking all building codes before the design and installation of your PermaPorch® Railing.



The top rail, bottom rail, and balusters are available in pre-finished white. They are made from weather resistant cellular PVC. The balusters are also available in round aluminum.



*Coastal Newel Post is designed to be used in harsh and coastal conditions.



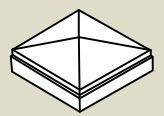
CHESTERFIELD FASTENING KIT*

Each kit comes complete with skirt, brackets, and TapCon screws for wood or concrete substrates.

*Review building code requirements prior to use.




Poly Ball Top
Height 6"
Width at Base 4 7/8"




Poly Pyramid Top
Height 1 1/4"
Width at Base 4 7/8"

CUSTOM RAIL PANELS

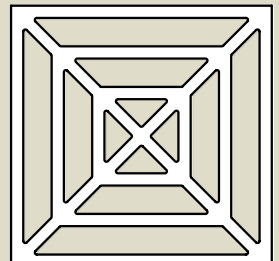
Custom rail panels are available. Use our custom rail patterns to create a beautiful, one of a kind look that will set any home apart. HB&G's rail panels are designed to work with the PermaPorch® Railing top and bottom rails. They are made of cellular PVC and can be manufactured using your design or you can choose from one of the styles below. Contact a customer service representative now to order your custom rail panel.



Chippendale



Circle Center



Spiderweb

Savannah PermaPorch® Railing and 5" Square PermaPost®

Three Ways to Order the PermaPorch® Railing...

1. PRE-BUILT SECTIONS

- Shipped factory assembled
- Easy to install
- Everything needed to install is included
- How to order
 - Choose length – 4', 6', or 8' sections
 - Choose desired style from page 33 and 34
 - Note rail height (36" or 42")
- Onsite trimming ensures exact fit

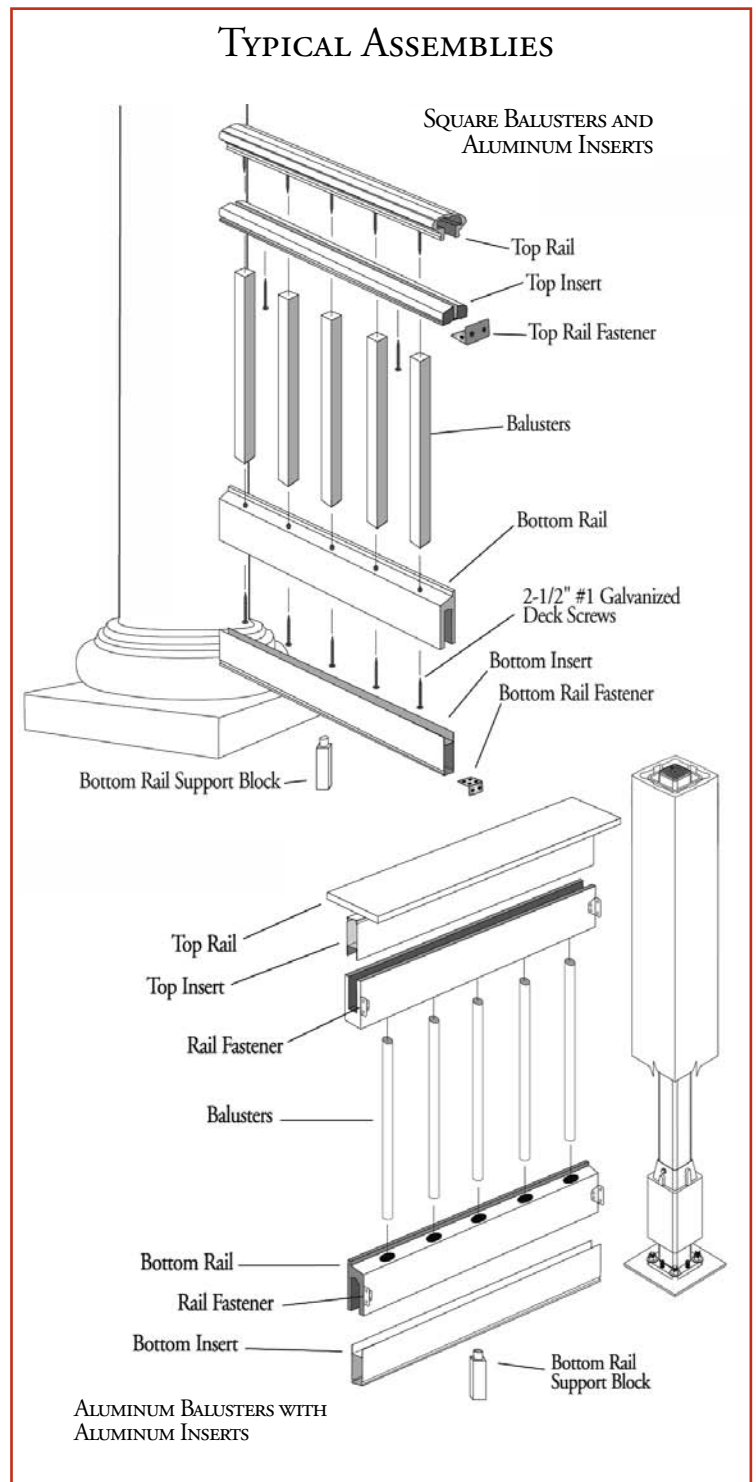
2. DO-IT-YOURSELF KIT

- Rail Section shipped in one box
- Balusters are included in box*
- Everything needed to assemble and install is included
- How to order:
 - Choose length – 6' or 8'
 - Choose style – Savannah or Standard
- Kit includes:
 - Savannah or Standard top rail
 - Bottom rail
 - Aluminum inserts
 - 1 1/2" x 29 1/4" square balusters
 - 8' = 18 balusters
 - 6' = 14 balusters
 - Assembly and installation hardware
 - Support block
- Available in 36" rail height only

*Screws for balusters are not included

3. INDIVIDUAL COMPONENTS


- Build your own design
- Mix and match components
- For a complete rail system you will need the following:
 - Top rail – Standard or Savannah
 - Top insert – aluminum 8', 10', 12'
 - Balusters – 29 1/4", 32", 36", and 10' (Balusters may need to be trimmed for desired rail height.)
 - Bottom rail
 - Bottom insert – aluminum 8', 10', 12'
 - Support block
 - Fastening kit



CURVED PERMAPORCH® RAILING

HB&G has a wide range of PermaPorch® Railing styles and designs. With the curved PermaPorch® Railing, HB&G's line of rail products can meet the needs of any application. The curved PermaPorch® Railing is available with either the Standard or Savannah top rail with wood inserts. Radius from 60" to 240" are available in 8 foot sections. Balusters sold separately. For lead time and ordering info, call 1-800-264-4HBG (4424).

HB&G recommends checking all building codes before the design and installation of your PermaPorch® railing.



BUILDER SELECT RAILING

- Limited Lifetime Warranty
- Stylish and Strong PVC Rail System
- Six Easy Installation Steps vs. 10-20 With Others
- Vibrant White UV Protected Rail System Engineered to Avoid Yellowing
- Tan Color Available (Special Order Only)
- Will Never Need Painting
- Ideal for Residential and Commercial Applications
- Meets and Exceeds all International Building Codes (IBC) and International Residential Building Codes (IRC)
- Approval for 2nd Floor and Higher Applications
- Column Installation Brackets Available
- Will Never Chip, Rust, or Splinter
- Stress Tested/Impact Resistant



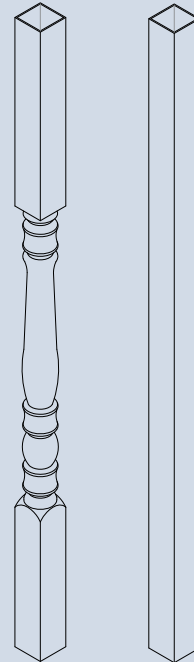
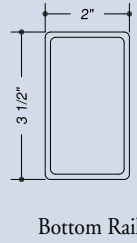
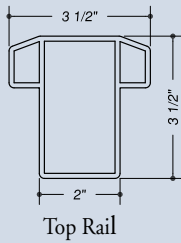
Builder Select Railing combines commercial grade strength with beauty and elegance, creating a railing system that is practically maintenance free. The Builder Select Railing system has a Limited Lifetime Warranty and is manufactured from stylish and strong impact resistant PVC.

Builder Select Railing has been engineered to accommodate normal temperature swings and changing climate conditions. It is manufactured from high quality rigid PVC with impact modifiers and high levels of Titanium Dioxide which resist ultraviolet degradation. As with most plastics, vinyl will become less flexible in colder weather conditions; however, unless

subjected to unusual impact, it will not break. Builder Select Railing is categorized as self-extinguishing, meaning it has a high flash point (716 degrees F). It does not readily ignite and does not sustain combustion once the source of ignition is removed.

Meeting or exceeding all International Building Codes and all International Residential Codes allows Builder Select Railing to be used in commercial and residential construction. It installs in 6 easy steps saving time and money. Compared to the cracking, chipping, splintering, and constant painting of wood or the denting and rusting of aluminum and steel, nothing holds up better than Builder Select Railing.

COMMERCIAL




4"x40" and 4"x45"
Commercial
Code Approved
Newel Post


1 1/2" Turned
32" and 38"

1 1/2" Square
32" and 38"

RESIDENTIAL



Newel Post Bracket Set



Column Bracket Set



Ball Cap



New England
Skirt



Gothic Cap



New England
Cap

Full length Aluminum Insert
Gives great strength and support to tie the rail system to the structure.

Hardware

Complete with epoxy for concrete mount or fasteners for wood mount.

CODE APPROVED NEWEL POSTS

The HB&G Builder Select Railing system offers two newel posts. The first, seen above, is a commercial grade newel post that meets all commercial and residential building codes. The second is a residential grade newel post that meets all residential building codes. Both newel posts are designed to integrate with the Builder Select Railing system giving a beautiful look that is secure and backed by commercial and residential building code approvals.



RAILING KITS		
Rail Height	1-1/2" Square Baluster	1-1/2" Turned Baluster
36"	6',8',10' Kits	6',8',10' Kits
36" Slope*	6',8' Kits	6',8' Kits
42"	6',8',10' Kits	6',8',10' Kits
42" Slope*	6',8' Kits	6',8' Kits
*Will Accommodate a 30-35 Degree Slope		
ADA Grab Rail Sections Available		





HB&G products can be purchased from:



www.fsc.org

MIX

Paper from responsible sources

FSC® C103525



1015 Brundidge Blvd.

Troy, AL 36081

www.hbgcolumns.com

1-800-264-4HBG (4424)